









Head Start PRESCHOOL ASSESSMENT CHECKLIST

		Winter 2020-21												
7b, 19a	Name: I can WRITE my FIRST name. LAST <i>Have your child write their name (first and last if they know it – without any help)</i>													
21b	I NAMED these shapes: <i>Show your child these shapes and circle the ones they name correctly</i>													
														
20	I NAMED these numbers: <i>Show your child these numbers and circle the ones they name correctly.</i>	1	2	3	4	5	6	7	8	9	10			
		11	12	13	14	15	16	17	18	19	20			
		21	22	23	24	25	26	27	28	29	30			
20a, 20b	I COUNTED to... <i>Have your child count “as high as they can” – write the number in the box. →</i>	I counted with 1:1 correspondence: <i>Have your count objects (blocks, socks, crackers) – Write how many they could count, pointing to them one by one. Write the # in the box. →</i>												
13	I can SORT by: <i>Have your child sort socks, toys, etc. See if they can sort them by:</i>	Color		Shape		Size		Comments:						
21a	I used these POSITIONAL words correctly: <i>Ask your child to point “under the table”, “go over the blanket” – circle the ones they follow correctly</i>	Inside		Outside		Between		On						
		Over		Under		Besides/Next to		Above						
8b	I can FOLLOW DIRECTIONS : <i>Give your child directions – see how many they can follow in one sentence/at one time. Circle</i>	1 step – ex: “Throw away this wrapper.”			2 step – ex: “Throw away this wrapper, then bring me a cup”			3 step – ex: “Throw away this wrapper, bring me a cup and run to the couch.”			Comments:			
16b	I can name these upper case letters: <i>(circle)</i>	A	B	C	D	E	F	G	H	I	J	K	L	M
		N	O	P	Q	R	S	T	U	V	W	X	Y	Z
16a	I can name these lower case letters: <i>(circle)</i>	a	b	c	d	e	f	g	h	i	j	k	l	m
		n	o	p	q	r	s	t	u	v	w	x	y	z
16b	I can name these letter SOUNDS : <i>(circle)</i>	A	B	C	D	E	F	G	H	I	J	K	L	M
		N	O	P	Q	R	S	T	U	V	W	X	Y	Z
	Comments:													

Head Start PRESCHOOL ASSESSMENT CHECKLIST

Student: _____ Parent: _____

Please think about your child’s self-help skills and social emotional skills.

Mark how often in a typical week/day they are able to do these things (please circle your answer):

A = Always or almost always
 M = Most of the Time
 S = Some of the Time

Social-Emotional and Self-Help Skills

	Skill:	Always or Almost Always	Most of the Time	Some of the Time
1a	Manages their Feelings (goes to an adult for comfort, is ok waiting for something they want, says their feelings out loud)	A	M	S
1b	Follows directions, limits and expectations (follows directions you give, follows rules of the house)	A	M	S
1c	Takes care of own needs appropriately (Zips their own coat, cleans up their toys, puts away shoes/coat, waits for turn)	A	M	S
2a	Forms relationship with adults (separates from you without crying, shares conversation/interests with trusted adult)	A	M	S
2b	Responds to emotional cues (feels for someone else who is hurt or happy, can say WHY someone could be hurt or happy)	A	M	S
2c	Interacts with other kids (asks to join friends or siblings playing, can play well with 2-3 other kids)	A	M	S
2d	Makes friends (plays well with the same 2-3 kids, able to make a special friendship with 1 other child)	A	M	S
3a	Balances what they want with what others want (takes turns when others ask, starts the sharing or suggests it)	A	M	S
3b	Solves problems among kids (asks an adult to help solve a child fight, suggests solutions to problems on their own)	A	M	S

Other Parent Comments/Goals for your Child: